

Disturbance Observers for Robust Safety-critical Control with Control Barrier Functions

Anil Alan¹, Tamas G. Molnar², Ersin Daş², Aaron D. Ames², Gábor Orosz¹

Abstract—This work provides formal safety guarantees for control systems with disturbance. A disturbance observer-based robust safety-critical controller is proposed, that estimates the effect of the disturbance on safety and utilizes this estimate with control barrier functions to attain provably safe dynamic behavior. The observer error bound – which consists of transient and steady-state parts – is quantified, and the system is endowed with robustness against this error via the proposed controller. A connected cruise control problem is used as illustrative example through simulations including real disturbance data.

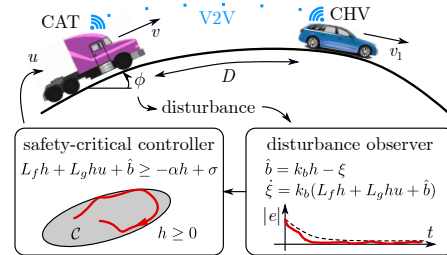


Fig. 1. Illustration of the disturbance observer-based safety-critical control framework for an example where a connected automated truck (CAT) follows a connected human-driven vehicle (CHV) without collision.

I. INTRODUCTION

Safety-critical control has become increasingly crucial for deploying ubiquitous autonomous systems in a priori unknown operational environments. Examples include robotics and automotive systems, where maintaining safety with control is of utmost priority, even under uncertain dynamics. Control barrier functions (CBFs) have shown success in achieving this, by providing formal safety guarantees through forward invariance of a pre-defined safe set [1]. In particular, CBF-based quadratic programs (CBF-QPs) provide effective solutions for control-affine nonlinear systems and have been implemented in many application domains [2]–[4].

Many studies on CBFs rely on precise knowledge of the underlying system dynamics. However, in the presence of model uncertainty or external disturbances, safety guarantees established by CBFs degrade or alter. To remedy this concern, robust extensions of CBFs have been proposed that utilize the available knowledge or assumptions about the unmodeled dynamics. Worst-case uncertainty bounds were incorporated into CBF conditions in [5], [6] to overcome uncertainties. This approach may yield conservative results, as will be shown. Alternatively, input-to-state safety (ISSf) characterizes how the safe set changes with disturbances. It mitigates the conservativeness by bounding safety degradation. However, even ISSf-based methods may suffer from significant uncertainty bounds [7], [8]. While less conservative adaptive control approaches have been proposed to tackle structured parametric uncertainties [9], their safety guarantees do not include time-varying external disturbances.

Disturbance observer (DOB) theory – a robust control technique for suppressing the effects of disturbance and model

uncertainty by the feedback of their estimations [10] – has recently been adopted in synthesizing safety-critical controllers [11]. The resulting DOB-based scheme estimates the effects of the disturbance on the time derivative of the CBF with an exponentially decaying error bound. However, as will be shown, this method may be conservative initially, since it cancels the transient observer error regardless of the initial condition. Another DOB-based approach observes external disturbances that occur in the system dynamics in an affine expression, multiplied by a known coefficient [12]. Although this method can be effective for the affine problem setup, we seek to ensure robust safety for a more general uncertainty description. Additionally, none of these methods consider how the choice of disturbance observer parameters affects the closed-loop behavior or performance.

To this end, this paper proposes a novel DOB-based safety-critical control framework with CBFs to guarantee robustness against uncertainties, together with guidelines on the design of DOB and controller parameters. Our approach takes advantage of the input-to-state stability of the high-gain first-order DOB dynamics introduced in [11] and leverages the idea of input-to-state safety [7] to provide robustness against the observer error. The end result is less conservative robust safety guarantee in the presence of model uncertainties.

The paper is organized as follows. Section II gives a short summary about CBF theory. Section III outlines the DOB and gives a bound for the observer error. Section IV presents the proposed controller design and provides safety guarantees for appropriate observer and controller parameters. Section V gives further discussion on trade-offs for the parameter selection. Throughout the paper a connected cruise control problem is used as example for demonstration purposes. This practical example is selected for its simplicity to highlight the improvements achieved by the proposed method. We also use real disturbance data to evaluate the method in a real-world scenario. Section VI closes with conclusions.

*This research is supported in part by the National Science Foundation, CPS Award #1932091, Dow (#227027AT) and Aerovironment.

¹A. Alan and G. Orosz are with the University of Michigan, Ann Arbor, MI 48109, USA. {anilalan, orosz}@umich.edu

²T. G. Molnar, E. Daş and A. D. Ames are with the California Institute of Technology, Pasadena, CA 91125, USA. {tmolnar, ersindas, ames}@caltech.edu

II. PRELIMINARIES

Consider the system:

$$\dot{x} = f(x) + g(x)u, \quad (1)$$

with state $x \in \mathbb{R}^n$, input $u \in \mathbb{R}^m$, and locally Lipschitz continuous functions $f: \mathbb{R}^n \rightarrow \mathbb{R}^n$ and $g: \mathbb{R}^n \rightarrow \mathbb{R}^{n \times m}$. Given a locally Lipschitz continuous controller $k: \mathbb{R}^n \rightarrow \mathbb{R}^m$, $u = k(x)$, we use the notation $x(t)$ for the unique solution of the corresponding closed-loop system with initial condition $x(0) = x_0 \in \mathbb{R}^n$, and we assume $x(t)$ exists for all $t \geq 0$.

We define the notion of safety for the system (1) in accordance with the forward invariance of a *safe set* $\mathcal{C} \subset \mathbb{R}^n$ given by a continuously differentiable function $h: \mathbb{R}^n \rightarrow \mathbb{R}$:

$$\mathcal{C} \triangleq \{x \in \mathbb{R}^n \mid h(x) \geq 0\}. \quad (2)$$

The system (1) is said to be *safe* with respect to the set \mathcal{C} if it is forward invariant: $x_0 \in \mathcal{C} \implies x(t) \in \mathcal{C}$ for all $t \geq 0$.

The function h can be used to synthesize controllers that yield safe behavior. We say that h is a *Control Barrier Function (CBF)* [1] if there exists* an $\alpha > 0$ such that:

$$\sup_{u \in \mathbb{R}^m} \dot{h}(x, u) = \sup_{u \in \mathbb{R}^m} [L_f h(x) + L_g h(x)u] > -\alpha h(x), \quad (3)$$

where $L_f h(x) \triangleq \frac{\partial h(x)}{\partial x} f(x)$ and $L_g h(x) \triangleq \frac{\partial h(x)}{\partial x} g(x)$. The set of CBF-based safe controllers is given as:

$$K_{\text{CBF}}(x) = \{u \in \mathbb{R}^m \mid L_f h(x) + L_g h(x)u \geq -\alpha h(x)\}. \quad (4)$$

One of the main results in [1] proves that controllers taking values in $K_{\text{CBF}}(x)$ for all $x \in \mathbb{R}^n$ lead to the safety of (1).

III. DISTURBANCE OBSERVER

The safety guarantees of controllers in K_{CBF} may deteriorate in the presence of an uncertainty in the model. In the rest of this paper, we consider the system:

$$\dot{x} = f(x, r) + g(x)u + p(x, w), \quad (5)$$

with state $x \in \mathbb{R}^n$, input $u \in \mathbb{R}^m$, reference signal $r \in \mathbb{R}^l$, disturbance $w \in \mathbb{R}^q$, and locally Lipschitz continuous functions $f: \mathbb{R}^n \times \mathbb{R}^l \rightarrow \mathbb{R}^n$, $g: \mathbb{R}^n \rightarrow \mathbb{R}^{n \times m}$ and $p: \mathbb{R}^n \times \mathbb{R}^q \rightarrow \mathbb{R}^n$. The reference r is assumed to be known, thus it can be addressed by controllers $k: \mathbb{R}^n \times \mathbb{R}^l \rightarrow \mathbb{R}^m$, $u = k(x, r)$. However, w and $p(x, w)$ are unknown.

The objective of the problem formulation is to quantify the effect of these uncertainties on safety. Therefore, we consider the time derivative of h along the system:

$$\dot{h}(x, u, r, w) = L_f h(x, r) + L_g h(x)u + b(x, w), \quad (6)$$

where $b(x, w) \triangleq \frac{\partial h(x)}{\partial x} p(x, w)$. If b is negative at the safe set boundary (at $h(x) = 0$), a controller in $K_{\text{CBF}}(x, r)$ may fail to ensure that \dot{h} is non-negative, which implies that the system would leave the safe set.

Example 1. Consider the setup in Fig. 1, where a connected automated truck (CAT) is controlled to follow a connected human-driven vehicle (CHV). Let D be the distance between

*While we choose a constant α for simplicity, an extended class- \mathcal{K} function, $\alpha: \mathbb{R} \rightarrow \mathbb{R}$, could be used more generally.

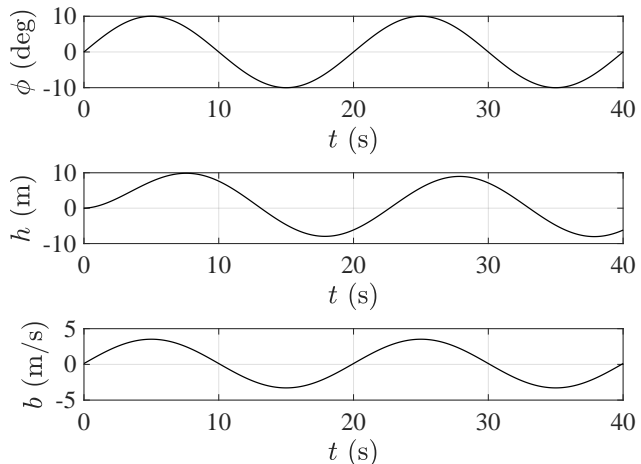


Fig. 2. Simulations for Example 1, with the time varying road grade that acts as disturbance (top), the evolution of the CBF h (middle), and the effect b of the disturbance on h (bottom). The controller that disregards the disturbance fails to maintain safety (h goes negative).

vehicles, v and v_1 be the speeds of the CAT and CHV, and u be the commanded acceleration of the CAT, with dynamics:

$$\begin{aligned} \dot{D} &= v_1 - v, \\ \dot{v} &= u - a(\phi) - cv^2, \end{aligned} \quad (7)$$

where ϕ is the time varying road grade, $a(\phi) = g(\sin \phi + \gamma \cos \phi)$, g is the gravitational acceleration, γ is the rolling resistance coefficient, and c is the air drag coefficient. We assume that the CHV's speed v_1 is available to the CAT through vehicle-to-vehicle (V2V) communication, hence it is a known reference, $r = v_1$. At the same time, we regard the road grade as an unknown disturbance, $w = \phi$. By defining the state $x = [D, v]^\top$, system (7) can be written as (5) with:

$$f(x, r) = \begin{bmatrix} v_1 - v \\ -cv^2 \end{bmatrix}, \quad g(x) = \begin{bmatrix} 0 \\ 1 \end{bmatrix}, \quad p(x, w) = \begin{bmatrix} 0 \\ -a(\phi) \end{bmatrix}. \quad (8)$$

This control problem is often referred to as connected cruise control [13].

To keep safe distance, we use a time-headway based CBF:

$$h(x) = D - D_{\text{sf}} - Tv, \quad (9)$$

where $D_{\text{sf}} > 0$ is the safe stopping distance and $T > 0$ is the safe time headway. This yields $L_f h(x, r) = v_1 - v + Tcv^2$ and $L_g h(x) = -T$. We consider the controller $u = k(x, r)$,

$$\begin{aligned} k(x, r) &= -\frac{L_f h(x, r) + \alpha h(x)}{L_g h(x)} \\ &= \alpha(\kappa(D - D_{\text{sf}}) - v) + \kappa(v_1 - v) + cv^2, \end{aligned} \quad (10)$$

with $\kappa = 1/T$, that is an element of $K_{\text{CBF}}(x, r)$. The controller disregards the road grade that acts as a disturbance. Fig. 2 presents simulation results with parameters in Table I, constant CHV speed $v_1 = v^*$ and sinusoidal road grade:

$$\phi(t) = \Phi \sin(\omega t). \quad (11)$$

The top and middle panels highlight that safety is violated (h becomes negative) due to the disturbance, whose effect $b(x(t), w(t)) = Ta(\Phi \sin(\omega t))$ is plotted at the bottom.

We propose to use a disturbance observer to enforce safety robustly, under the following assumption.

Assumption 1. Function $b(x(t), w(t))$ is Lipschitz continuous in t over $t \geq 0$ with Lipschitz constant b_h .

Note that Assumption 1 relaxes the assumption in [11] from differentiability to Lipschitz continuity. If $b(x(t), w(t))$ is differentiable in t , b_h is an upper bound on its derivative, $|\frac{d}{dt}b(x(t), w(t))| \leq b_h$.

To account for the unknown value of b , we utilize the high-gain first-order disturbance observer from [11]:

$$\hat{b}(x, \xi) \triangleq k_b h(x) - \xi, \quad (12)$$

$$\dot{\xi} = k_b \underbrace{\left(L_f h(x, r) + L_g h(x)u + \hat{b}(x, \xi) \right)}_{f_{\xi}(x, u, r, \xi)}, \quad (13)$$

where $\xi \in \mathbb{R}$ is an auxiliary state and $k_b > 0$ is the observer gain. By slight abuse of notation, we denote $b(x(t), w(t))$ and $\hat{b}(x(t), \xi(t))$ shortly as $b(t)$ and $\hat{b}(t)$. We define the observer error $e(t) \triangleq b(t) - \hat{b}(t)$ with initial value $e(0) = e_0 \in \mathbb{R}$. The error dynamics are characterized as follows.

Lemma 1. Consider system (5), a continuously differentiable function h , function b defined by (6) with Lipschitz constant b_h , and the disturbance observer (12)-(13) with $k_b > 0$. The following bound holds for the error $e(t) = b(t) - \hat{b}(t)$:

$$|e(t)| \leq \left(|e_0| - \frac{b_h}{k_b} \right) e^{-k_b t} + \frac{b_h}{k_b}. \quad (14)$$

Proof. Using (6), (12) and (13), the observer dynamics read:

$$\dot{\hat{b}} = k_b (b - \hat{b}). \quad (15)$$

This is a linear dynamical system whose solution can be expressed by the convolution integral:

$$\hat{b}(t) = \hat{b}(0)e^{-k_b t} + \int_0^t e^{-k_b(t-\theta)} k_b b(\theta) d\theta. \quad (16)$$

Hence, the evolution of the error is given by:

$$e(t) = b(t) - b(0)e^{-k_b t} + e_0 e^{-k_b t} - \int_0^t e^{-k_b(t-\theta)} k_b b(\theta) d\theta, \quad (17)$$

where $b(0)e^{-k_b t}$ was added and subtracted. Via integration by parts, the following holds:

$$\begin{aligned} b(t) - b(0)e^{-k_b t} &= \left[b(\theta)e^{-k_b(t-\theta)} \right]_0^t \\ &= \int_0^t e^{-k_b(t-\theta)} k_b b(\theta) d\theta + \int_0^t e^{-k_b(t-\theta)} db(\theta), \end{aligned} \quad (18)$$

where a Stieltjes integral [14] is used to handle the potential non-differentiability of $b(\theta)$. Substituting (18) into (17) gives:

$$e(t) = e_0 e^{-k_b t} + \int_0^t e^{-k_b(t-\theta)} db(\theta). \quad (19)$$

Due to the Lipschitz property of b in Assumption 1, the

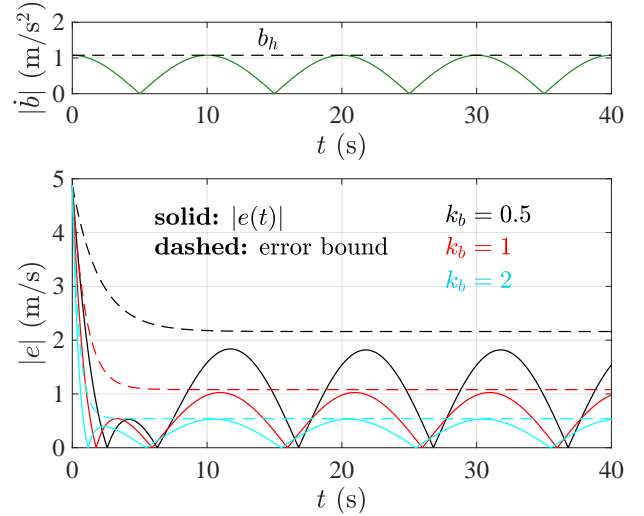


Fig. 3. Simulations for Example 2, with the evolution of $|b|$ and its upper bound b_h (top) and the observer error for various observer gains k_b (bottom). The observer error decreases with increasing k_b and satisfies the error bound (14) in Lemma 1.

magnitude of the integral can be upper-bounded by:

$$\left| \int_0^t e^{-k_b(t-\theta)} db(\theta) \right| \leq \int_0^t e^{-k_b(t-\theta)} b_h d\theta = \frac{b_h}{k_b} (1 - e^{-k_b t}). \quad (20)$$

With this, the absolute value of (19) finally leads to (14). \square

Example 2. Consider the car-following setup in Example 1. For the sinusoidal road grade (11), b is differentiable with respect to t such that $|\dot{b}(t)| \leq b_h = Tg\sqrt{1 + \gamma^2\Phi\omega} \approx Tg\Phi\omega$. The evolution of $|b|$ and b_h are illustrated in the top panel of Fig. 3. We employ the observer defined by (12)-(13), where:

$$\begin{aligned} \hat{b}(x, \xi) &= k_b (D - D_{sf} - Tv) - \xi, \\ \dot{\xi} &= k_b (v_1 - v + Tcv^2 - Tu + k_b (D - D_{sf} - Tv) - \xi). \end{aligned} \quad (21)$$

The bottom panel of Fig. 3 shows the observer error for $|e_0| = 5$ and various k_b values. The observer error decreases with increasing k_b and satisfies the bound (14) for all cases.

Remark 1. Lemma 1 states the *input-to-state stability* [15] of the observer error dynamics around $e = 0$. The error bound (14) is stricter than the one presented in [11], and it consists of transient and steady-state parts; see Fig. 3. The larger the observer gain k_b is, the faster the transient decays and the narrower the steady-state error band is.

Next, we use the observed disturbance \hat{b} to compensate for the unknown true disturbance b . The observer error prevents ideal compensation. We introduce a modification to K_{CBF} to incorporate the disturbance observer into the controller and ensure safety.

g	9.81 m/s ²	γ	0.006	c	0.000428 1/m
D_{sf}	5 m	T	2 s	α	0.25 1/s
v^*	20 m/s	Φ	10 deg	ω	$0.05 \times 2\pi$ rad/s.

TABLE I

PARAMETERS OF THE CONNECTED AUTOMATED TRUCK EXAMPLE.

IV. MAIN RESULT

We incorporate the disturbance observer into the CBF-based control design with the following modification of (4):

$$\hat{K}_{\text{CBF}}(x, r, \xi) = \{u \in \mathbb{R}^m \mid L_f h(x, r) + L_g h(x)u + \hat{b}(x, \xi) \geq -\alpha h(x) + \sigma\}, \quad (22)$$

where parameter $\sigma > 0$ is inspired by the framework of *input-to-state safety* [7] to provide robustness against the observer error e . To ensure that $\hat{K}_{\text{CBF}}(x, r, \xi)$ is non-empty for any $\xi \in \mathbb{R}$, we assume that h is a CBF with $L_g h(x) \neq 0, \forall x \in \mathcal{C}$. The following theorem relates the controllers from \hat{K}_{CBF} to the safety of the disturbed system.

Theorem 1. Consider system (5), CBF h defining the set \mathcal{C} as (2), function b defined by (6) with Lipschitz constant b_h , the disturbance observer (12)-(13) with $k_b > 0$, and a Lipschitz continuous controller $u = \hat{k}(x, r, \xi) \in \hat{K}_{\text{CBF}}(x, r, \xi)$.

- If $\sigma \geq \max\{|e_0|, b_h/k_b\}$, then \mathcal{C} is rendered forward invariant, i.e., $x_0 \in \mathcal{C} \implies x(t) \in \mathcal{C}$.
- If $\sigma \geq b_h/k_b$ and $k_b > \alpha$, then $x_0 \in \mathcal{C}_0 \cap \mathcal{C} \implies x(t) \in \mathcal{C}$ with $\mathcal{C}_0 = \{x \in \mathbb{R}^n \mid h(x) \geq (|e_0| - b_h/k_b)/(k_b - \alpha)\}$.

Proof. By (22) and (14), the time derivative (6) of h satisfies:

$$\dot{h} \geq -\alpha h + \sigma + e \quad (23)$$

$$\geq -\alpha h + \left(\frac{b_h}{k_b} - |e_0|\right) e^{-k_b t} + \sigma - \frac{b_h}{k_b} \quad (24)$$

$$\geq -\alpha h + (E - |e_0|)e^{-k_b t} + \sigma - E, \quad (25)$$

where $E = \max\{|e_0|, b_h/k_b\} \geq |e_0|$, and function arguments were dropped for brevity. If $\sigma \geq E$, (25) leads to $\dot{h} \geq -\alpha h$, and yields the first theorem statement.

To prove the second statement, consider the (unique) function $y : \mathbb{R}_{\geq 0} \rightarrow \mathbb{R}$ that satisfies:

$$\begin{aligned} \dot{y} &= -\alpha y + \left(\frac{b_h}{k_b} - |e_0|\right) e^{-k_b t} + \sigma - \frac{b_h}{k_b}, \\ y(0) &= h(x_0). \end{aligned} \quad (26)$$

By applying the comparison lemma for (24) and (26), we get $h(x(t)) \geq y(t), \forall t \geq 0$, where $y(t)$ is obtained from (26) as:

$$\begin{aligned} y(t) &= \left(h(x_0) + \frac{b_h/k_b - |e_0|}{k_b - \alpha}\right) (e^{-\alpha t} - e^{-k_b t}) \\ &\quad + h(x_0)e^{-k_b t} + \frac{\sigma - b_h/k_b}{\alpha} (1 - e^{-\alpha t}). \end{aligned} \quad (27)$$

Given $k_b > \alpha > 0$, $\sigma \geq b_h/k_b$ and $x_0 \in \mathcal{C}_0 \cap \mathcal{C}$, each of the terms above are non-negative. This leads to $h(x(t)) \geq y(t) \geq 0$, that is, $x(t) \in \mathcal{C}, \forall t \geq 0$. \square

Remark 2. The first statement of Theorem 1 expresses that the set \mathcal{C} can be made forward invariant for the disturbed system if parameter σ is chosen to be large enough, such that it overcomes both the transient observer error ($\sigma \geq |e_0|$) and the steady-state error bound ($\sigma \geq b_h/k_b$) in (14).

Remark 3. The second statement of Theorem 1 addresses the case when parameter σ overcomes the steady-state error ($\sigma \geq b_h/k_b$) but not necessarily the transient error (potentially $\sigma < |e_0|$). Then, safety requires the initial state to satisfy

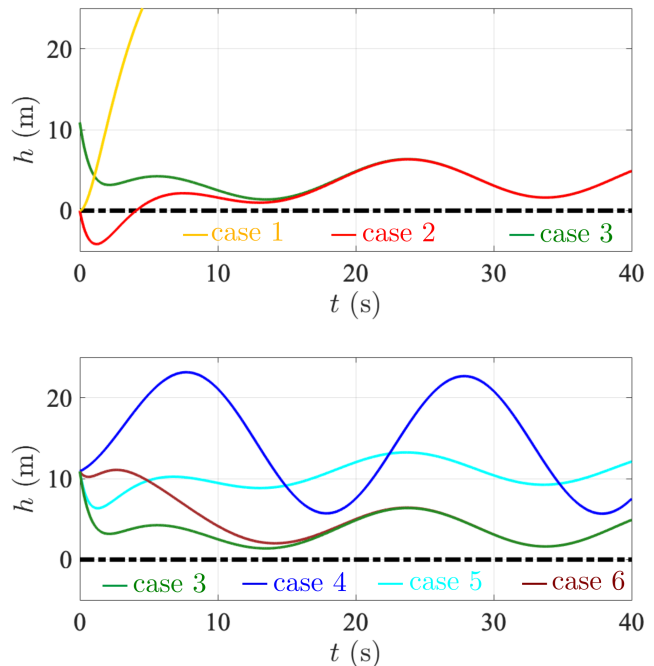


Fig. 4. Simulations for Example 3. (Top) Three cases are shown for the proposed method: safe but conservative case 1, unsafe case 2 and safe and not conservative case 3. (Bottom) Comparative results with controllers from [5], [12], [11] as cases 4, 5 and 6, respectively, with respect to case 3.

$x_0 \in \mathcal{C}_0 \cap \mathcal{C}$. The larger the initial observer error $|e_0|$ is, the smaller \mathcal{C}_0 gets, which implies that the system must be located far inside the safe set initially. Additionally, safety requires large enough observer gain k_b , such that the convergence rate k_b of the observer is larger than the rate α at which the system may approach the safe set boundary ($k_b > \alpha$). A similar idea was used in [16] to address safety when trajectories converge to those of a reduced order model.

Remark 4. One may also show the invariance of another set, $\bar{\mathcal{C}} = \{x \in \mathbb{R}^n \mid \bar{h}(x) \geq 0\}$ with $\bar{h}(x) = h(x) - (\sigma - E)/\alpha$, since $\dot{\bar{h}} \geq -\alpha \bar{h}$ follows from (25). Thus, even if parameter σ is not large enough, $\sigma < E$, the system still evolves within a larger set $\bar{\mathcal{C}} \supset \mathcal{C}$ whose size is tuned by σ . As such, σ provides robustness against disturbances. Meanwhile, $\sigma > E$ makes a smaller set $\bar{\mathcal{C}} \subset \mathcal{C}$ invariant, hence it may lead to conservativeness in the sense that trajectories may stay far inside the safe set \mathcal{C} . A similar trade-off was highlighted in [7], [8], where the idea of tunable input-to-state safety with a variable $\sigma(h(x))$ was proposed to reduce conservativeness.

Example 3. Consider the car-following setup in Example 1, the disturbance observer in Example 2, and the controller:

$$\begin{aligned} \hat{k}(x, r, \xi) &= -\frac{L_f h(x, r) + \alpha h(x) + \hat{b}(x, \xi) - \sigma}{L_g h(x)} \\ &= (\alpha + k_b) (\kappa(D - D_{sf}) - v) + \kappa(v_1 - v) + cv^2 - \kappa(\xi + \sigma), \end{aligned} \quad (28)$$

with $\kappa = 1/T$ (cf. (10)), that is an element of $\hat{K}_{\text{CBF}}(x, r, \xi)$. We evaluate the performance of the controller through simulations in three different cases based on Theorem 1:

- 1) $\sigma = \max\{|e_0|, b_h/k_b\}$ and x_0 is such that $h(x_0) = 0$,
- 2) $\sigma = b_h/k_b$ and $h(x_0) = 0$ (that is, $x_0 \in \mathcal{C}$ but $x_0 \notin \mathcal{C}_0$),
- 3) $\sigma = b_h/k_b$ and $h(x_0) = (|e_0| - b_h/k_b)/(k_b - \alpha) > 0$ (that is, $x_0 \in \mathcal{C}_0 \cap \mathcal{C}$).

We consider the sinusoidal road grade in (11), use constant CHV speed profile $v_1 = v^*$, pick k_b such that $b_h/k_b = 1$, and start from $|e_0| = 10$ m/s for all cases.

Simulation results are given in the top panel of Fig. 4. Case 1 satisfies the condition in the first point of Theorem 1, hence it results in safety. Since $|e_0|$ is large, an equivalently large σ yields conservativeness by pushing the trajectory farther inside the safe set. Case 2 and case 3 refer to the second point in Theorem 1, where the former fails to satisfy the required initial condition and the latter starts within \mathcal{C}_0 . As such, case 2 leads to safety violation during the transient due to the large $|e_0|$. Case 3, on the other hand, keeps the system safe thanks to starting inside $\mathcal{C}_0 \subset \mathcal{C}$, cf. (19). Additionally, we implement three controllers from the literature, see bottom panel of Fig. 4. Case 4 shows a worst-case approach from [5] with $\|p(x, w)\|_\infty \leq \bar{p}$, that yields conservative results. Case 5 presents a disturbance observer approach from [12] for the disturbance $d = \sin \phi$, which alleviates the conservativeness of the worst-case approach, yet overcompensates for the steady state error due to large initial observer error. Case 6 denotes the approach of [11], that directly cancels the transient error using the error bound, therefore results in conservative behavior during the initial transient with respect to case 3.

V. DISCUSSION

Choosing a larger observer gain k_b attains stricter observer error bounds, and consequently a less conservative controller by indulging a smaller robustness parameter σ . However, large gains may lead to instability in the presence of unmodeled dynamics. Next, we demonstrate this for an unmodeled input time delay. We employ linear stability analysis to investigate the limitations of controllers in \hat{K}_{CBF} due to the delay. Finally, we utilize real road grade and CHV speed data to assess the controller in the example using simulations.

Consider the system with a constant input time delay $\tau > 0$ representing actuator dynamics:

$$\dot{x}(t) = f(x(t), r(t)) + g(x(t))u(t - \tau) + p(x(t), w(t)), \quad (29)$$

(cf. (5)) and a controller $u = \hat{k}(x, r, \xi) \in \hat{K}_{\text{CBF}}(x, r, \xi)$. By defining $z(t) \triangleq [x(t), \xi(t)]^\top \in \mathbb{R}^{n+1}$, $z_\tau(t) \triangleq z(t - \tau)$ and $r_\tau(t) \triangleq r(t - \tau)$, we obtain the closed-loop dynamics:

$$\dot{z} = F(z, z_\tau, r, r_\tau) + p_z(z, w). \quad (30)$$

with $F(z, z_\tau, r, r_\tau) = f_z(z, r) + g_z(z)k_z(z_\tau, r_\tau)$ and:

$$f_z(z, r) = \begin{bmatrix} f(x, r) \\ f_\xi(x, \hat{k}(x, r, \xi), r, \xi) \end{bmatrix}, \quad g_z(z) = \begin{bmatrix} g(x) \\ \mathbf{0}_m \end{bmatrix}, \quad (31)$$

$$k_z(z, r) = \hat{k}(x, r, \xi), \quad p_z(z, w) = \begin{bmatrix} p(x, w) \\ \mathbf{0}_q \end{bmatrix},$$

where f_ξ is as defined in (13), while $\mathbf{0}_m$ and $\mathbf{0}_q$ are zero column vectors with dimensions m and q .

To conduct linear stability analysis, we assume that functions F and p_z are differentiable at an equilibrium $z \equiv z^*$,

$r \equiv r^*$ and $w \equiv \mathbf{0}_q$. Note that this assumption was not required for Theorem 1. Defining $\tilde{z} \triangleq z - z^*$, $\tilde{z}_\tau \triangleq z_\tau - z^*$, $\tilde{r} \triangleq r - r^*$ and $\tilde{r}_\tau \triangleq r_\tau - r^*$, the linearized dynamics are:

$$\dot{\tilde{z}} = A\tilde{z} + A_\tau\tilde{z}_\tau + B_w w + B_r\tilde{r} + B_{r_\tau}\tilde{r}_\tau, \quad (32)$$

where the coefficient matrices read:

$$A = \frac{\partial F}{\partial z} \Big|_{z^*, r^*} + \frac{\partial p_z}{\partial z} \Big|_{z^*, \mathbf{0}_q}, \quad A_\tau = \frac{\partial F}{\partial z_\tau} \Big|_{z^*, r^*}, \quad (33)$$

$$B_w = \frac{\partial p_z}{\partial w} \Big|_{z^*, \mathbf{0}_q}, \quad B_r = \frac{\partial F}{\partial r} \Big|_{z^*, r^*}, \quad B_{r_\tau} = \frac{\partial F}{\partial r_\tau} \Big|_{z^*, r^*},$$

evaluated at $z = z_\tau = z^*$, $r = r_\tau = r^*$ and $w = \mathbf{0}_q$.

System (32) is associated with the characteristic function:

$$H(s) = \det(sI - A - A_\tau e^{-s\tau}) \quad (34)$$

and the characteristic equation $H(s) = 0$, with I being the identity matrix. For stability, all the infinitely many roots of this equation must have negative real parts [17]. At the stability limit, $H(j\Omega) = 0$ holds for some $\Omega \geq 0$. This leads to two algebraic equations after separating real and imaginary parts, which can be solved for parameters of interest like α and k_b . The solution yields the stability boundaries that can be plotted as *stability charts* in the space of parameters; see [13] for details. We present stability charts for an example.

Example 4. Consider the car-following setup in Example 1, the disturbance observer in Example 2 and the controller (28) in Example 3. With an input time delay $\tau > 0$ representing computation and communication lags as well as the time required for the CAT to realize brake and engine commands corresponding to the input u , we have:

$$\begin{aligned} \dot{D}(t) &= v_1(t) - v(t), \\ \dot{v}(t) &= u(t - \tau) - a(\phi(t)) - cv(t)^2, \end{aligned} \quad (35)$$

that is of form (29) with (8). The characteristic function

$$H(s) = (s^3 + 2cv^*s^2) e^{s\tau} + (\alpha + k_b + \kappa) s^2 + ((\alpha + k_b)\kappa + \alpha k_b) s + \alpha k_b \kappa \quad (36)$$

does not contain σ , only α and k_b .

We calculate the linear stability boundaries as curves parameterized by $\Omega \geq 0$, by solving $H(j\Omega) = 0$ for α and k_b . We plot the boundaries in the (α, k_b) parameter space for different delay values, that yields the stability charts in Fig. 5. Note that the boundaries $\alpha = 0$ and $k_b = 0$ correspond to $\Omega = 0$. Fig. 5 highlights that the observer gain k_b cannot be selected arbitrarily large without instability, and that the stable region shrinks as the delay increases. At a critical delay τ_{cr} the stability boundary runs through the origin, and the stable region disappears for $\tau > \tau_{\text{cr}}$. The critical delay τ_{cr} can be found by solving $H(j\Omega) = 0$ with $\alpha = 0$, $k_b = 0$ for τ and Ω , that leads to $\tau_{\text{cr}} = \arcsin(\Omega_{\text{cr}}/\kappa)/\Omega_{\text{cr}} \approx \pi/(2\kappa)$ with $\Omega_{\text{cr}} = \sqrt{\kappa^2 - 4c^2v^{*2}} \approx \kappa$. Given the parameters in Table I, all (α, k_b) pairs lead to instability for $\tau = 3.2$ s $> \tau_{\text{cr}}$. From now on, we let $\tau = 0.8$ s, and we choose $\alpha = 0.25$ 1/s and $k_b = 0.55$ 1/s as highlighted by the red asterisk.

Next, we evaluate the robustness of the controller against the input delay by simulations. We use real data for the CHV's

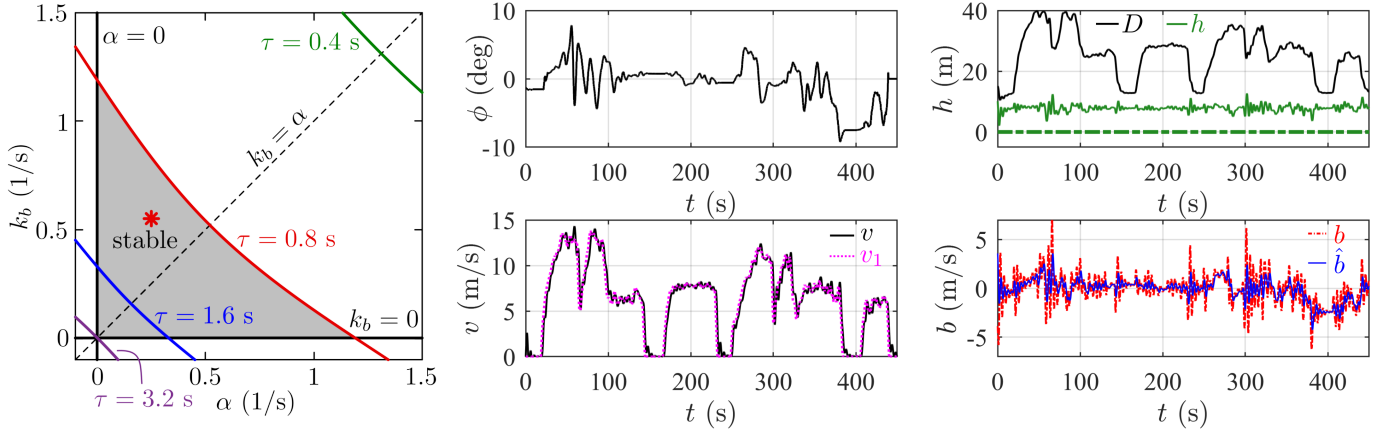


Fig. 5. (Left) Stability charts for Example 4. Gray shading denotes the stable region for $\tau = 0.8$ s, and red asterisk indicates the parameters selected for simulations. The stable region shrinks with increasing delay, and delay prevents selecting an arbitrarily large k_b without instability. (Middle and right) Simulations for Example 4 with real road grade and CHV speed data. The proposed controller maintains safety despite the delay, and the closed-loop system is guaranteed to be linearly stable by careful parameter selection.

speed profile and for the road grade [18] as depicted in Fig. 5 (middle). Notice that around $t = 390$ s the CHV brakes hard while traveling on steep downhill, leading to a particularly safety-critical situation. To simulate the CAT's motion, we use the same $|e_0|$ and b_h values as in Example 2, and we invoke the case 3 in Example 3 with $\sigma = b_h/k_b = 1.96$ m/s and $h(x_0) = (|e_0| - b_h/k_b)/(k_b - \alpha) = 10.1$ m. This setup is guaranteed to be safe in the absence of the delay based on Theorem 1. With delay, the controller still maintains safety throughout the run even at the most critical moment at $t = 390$ s thanks to the disturbance observer; see Fig. 5 (right). The disturbance observer \hat{b} tracks the unknown effect of the model mismatch on safety, visualized as b in Fig. 5 (right). Meanwhile, stability is guaranteed as parameters were chosen based on the stability chart in Fig. 5.

VI. CONCLUSIONS

This paper addressed the safety-critical control of systems with model uncertainties. We used a disturbance observer technique to estimate the effect of the uncertainty on the safety, and we incorporated the observer into the control design to provide robust safety guarantees by control barrier functions. We gave conditions on controller parameters that lead to provable safety, and we discussed the practical limitations on choosing high parameters. We demonstrated the efficacy of the proposed method using numerical simulations for a connected cruise control system using real data.

Future work includes implementing the proposed framework to other applications, and adding a tunability feature from [7] for less conservative results under significant permanent error bounds. Furthermore, enforcing robust safety under multiplicative uncertainties (such as uncertainties in the control matrix $g(x)$) is another topic for future study.

REFERENCES

[1] A. D. Ames, X. Xu, J. W. Grizzle, and P. Tabuada, "Control barrier function based quadratic programs for safety critical systems," *Transactions on Automatic Control*, vol. 62, no. 8, pp. 3861–3876, 2017.

[2] Q. Nguyen and K. Sreenath, "Safety-critical control for dynamical bipedal walking with precise footstep placement," *IFAC-PapersOnLine*, vol. 48, no. 27, pp. 147–154, 2015.

[3] J. Breeden and D. Panagou, "Guaranteed safe spacecraft docking with control barrier functions," *IEEE Control Systems Letters*, vol. 6, pp. 2000–2005, 2021.

[4] E. H. Thyri, E. A. Basso, M. Breivik, K. Y. Pettersen, R. Skjetne, and A. M. Lekkas, "Reactive collision avoidance for ASVs based on control barrier functions," in *Conference on Control Technology and Applications (CTTA)*. IEEE, 2020, pp. 380–387.

[5] M. Jankovic, "Robust control barrier functions for constrained stabilization of nonlinear systems," *Automatica*, vol. 96, pp. 359–367, 2018.

[6] Q. Nguyen and K. Sreenath, "Robust safety-critical control for dynamic robotics," *IEEE Transactions on Automatic Control*, vol. 67, no. 3, pp. 1073–1088, 2022.

[7] A. Alan, A. J. Taylor, C. R. He, G. Orosz, and A. D. Ames, "Safe controller synthesis with tunable input-to-state safe control barrier functions," *Control Systems Letters*, vol. 6, pp. 908–913, 2022.

[8] A. Alan, A. J. Taylor, C. R. He, A. D. Ames, and G. Orosz, "Control barrier functions and input-to-state safety with application to automated vehicles," *arXiv preprint arXiv:2206.03568*, 2022.

[9] B. T. Lopez, J.-J. E. Slotine, and J. P. How, "Robust adaptive control barrier functions: An adaptive and data-driven approach to safety," *IEEE Control Systems Letters*, vol. 5, no. 3, pp. 1031–1036, 2020.

[10] W.-H. Chen, J. Yang, L. Guo, and S. Li, "Disturbance-observer-based control and related methods—an overview," *IEEE Transactions on Industrial Electronics*, vol. 63, no. 2, pp. 1083–1095, 2015.

[11] E. Das and R. M. Murray, "Robust safe control synthesis with disturbance observer-based control barrier functions," *arXiv preprint arXiv:2201.05758*, 2022.

[12] Y. Wang and X. Xu, "Disturbance observer-based robust control barrier functions," *arXiv preprint arXiv:2203.12855*, 2022.

[13] G. Orosz, "Connected cruise control: modelling, delay effects, and nonlinear behaviour," *Vehicle System Dynamics*, vol. 54, no. 8, pp. 1147–1176, 2016.

[14] F. Riesz and B. Szökefalvi-Nagy, *Functional Analysis*. Ungar, 1955.

[15] E. D. Sontag, "Input to state stability: Basic concepts and results," in *Nonlinear and Optimal Control Theory*. Springer, 2008, pp. 163–220.

[16] T. G. Molnar, R. K. Cosner, A. W. Singletary, W. Ubellacker, and A. D. Ames, "Model-free safety-critical control for robotic systems," *IEEE Robotics & Automation Letters*, vol. 7, no. 2, pp. 944–951, 2022.

[17] T. Ipsperger and G. Stépán, *Semi-discretization for time-delay systems: stability and engineering applications*. Springer, 2011.

[18] C. R. He, A. Alan, T. G. Molnár, S. S. Avedisov, A. H. Bell, R. Zukouski, M. Hunkler, J. Yan, and G. Orosz, "Improving fuel economy of heavy-duty vehicles in daily driving," in *American Control Conference (ACC)*, 2020, pp. 2306–2311.